

**4<sup>th</sup> HALF YEARLY MONITORING REPORT  
OF  
CENTRE FOR DEVELOPMENT COMMUNICATION AND  
STUDIES (CDECS) ON MDM FOR THE STATE  
OF RAJASTHAN  
FOR THE PERIOD OF  
1st April, 2012 to 30<sup>th</sup> September, 2012**



**DISTRICTS COVERED**

1. SriGanganagar
2. Alwar



# FOREWORD

**MDM** being one of the flagship programmes taken up by Government of India with support from State Governments has addressed this fundamental problem by implementing school Mid day Meal program that provides children with at least one nutritionally adequate meal a day. Nutrition support to primary education is considered as a means to achieve the objective of providing free and compulsory universal primary education of satisfactory quality to all the children below the age of 14 years by giving a boost to Universalization of Elementary Education through increased enrollment, improved school attendance and retention and promoting nutritional status of elementary school children simultaneously. School meal programme also provides parents with a strong incentive to send children to school, thereby encouraging enrollment and reducing absenteeism and drop-out rates. School meal programme support health, nutrition, and education goals and consequently, have a multi-pronged impact on a nation's overall social and economic development.

Mid-day Meal is a popular National Flagship educational programme of our country, with the provision of cooked lunch free of cost to school-children on all school days. During the last 6 to 7 years, various kinds of activities have been conducted under this programme through out the country and every year the progress and problems relating to implementation of this programme have been analyzed and reviewed at National level allocated with some grants and manpower to conduct the programme related activities with more vigour and enthusiasm. But what have been achieved out of those elaborate, exhaustive programme activities? It is required to examine the progress of this programme. The Government of India, (its Ministry of Human Resource Development) has, therefore, intended to gather data on progress of the programme through a detailed monitoring of some sample districts during the period from 1.04.2012 to 30.09.2012 (six months). The monitoring Team of our organization has been set up under the leadership of Dr. Upendra K. Singh who has prepared this report after collating the relevant data obtained through their monitoring visits to sample schools of 02 Districts (SriGanganagar & Alwar).

I would appreciate the genuine efforts of Dr. Singh and his team who could prepare the report within the time assigned by the Government of India. I hope the findings of the report would be helpful to the Government of India and the MDM department, Government of Rajasthan and District Project Office team to understand the grassroots level achievements and present system of operation of the programme and accordingly, take measures to improve the overall functioning of the programme to achieve the major goals. Our team also tried to have supportive role in the process, especially of the district officials so that they feel motivated and empowered towards the MDM/SSA in the district with the positive and critical inputs from the MI.

**Chairman,  
CDECS, Rajasthan**

**25 September, 2012**

# ACKNOWLEDGEMENT

The 4<sup>th</sup> Half Yearly Monitoring report has been prepared for the State of Rajasthan revealing the progress of the Mid Day Meal (MDM) in Rajasthan from 1.04.2012 to 30.09.2012. The facts giving details of implementation of the MDM have been examined and analyzed, especially pertaining to the progress made by the Districts of Ganganagar & Alwar. The empirical data have been obtained from the sample respondents like teachers, community leaders, parents, students, etc.

This report is an outcome of the kind cooperation of the following persons to whom we acknowledge our gratefulness.

1. Ms. Aparna Arora, IAS, Secretary, Panchayati Raj Department, GOR
2. Mr. L.C. Auswal, RAS, Commissioner, Mid Day Meal department, GOR
3. Mr. Devkinandan Sharma, Deputy Commissioner, MDM, GOR

We also express our thanks to all our sample respondents, who have extended their cooperation to us without any hesitation during monitoring work.

Our Special thanks to Ms. Anshu Vaishya, IAS, Secretary, Department of Education & Literacy, Ministry of HRD, GOI and Mr. Amarjeet Singh, IAS, Joint Secretary, MDM for their deep concern for the task of MI and also their support in order to complete the monitoring in the districts of the State of Rajasthan.

We express our deep sense of gratitude to Mr. Gaya Prashad, Director, MDM, for time to time guidance in undertaking the monitoring activities in Rajasthan State. We owe our gratitude to officials of MDM Department who were kind enough to share various provisions and processes about the MDM time to time.

We express our deep sense of gratitude to Mr. Mridula Sarkar & Mr. Bhupendra Singh, Senior Consultant (Monitoring) MDM, Technical Support Group (TSG), EDCIL, New Delhi who have continuously supported us at every stage of this monitoring work.

Our thanks are also due to the whole team of CDECS for their patience and hard work which really helped in bringing out this report.

We hope that the findings of this report will be useful to various people concerned with funding, planning, implementation and research on MDM in the State of Rajasthan.

**Dr. Upendra K. Singh**  
**Nodal Officer,**  
**CENTRE FOR DEVELOPMENT**  
**COMMUNICATION AND STUDIES (CDECS)**

**25 September, 2012**  
**Jaipur, Rajasthan**

# Contents

S. No.	Particulars	Page Number
1.	Foreword	2
2.	Acknowledgement	3
3.	General Information	5-7
4.	Consolidated Report for the districts of SriGanganagar & Alwar in the State of Rajasthan for the period - <b>1<sup>st</sup> APRIL, 2012 TO 30<sup>th</sup> SEPTEMBER, 2012</b>	8-11
5.	4 <sup>th</sup> Half Yearly Monitoring Report of MDM of District-1 – SriGanganagar	12-26
6.	4 <sup>th</sup> Half Yearly Monitoring Report of MDM of District-2 – Alwar	27-41
	<b>Annexure</b>	
	List of Abbreviations	42
	List of Schools - SriGanganagar district	43
	List of Schools - Alwar district	44
	List of Schools showing gap in data	45-46
	Letter of Commisionerate, MDM Rajasthan on draft report	

**4<sup>th</sup> HALF YEARLY MONITORING REPORT OF CENTRE FOR  
DEVELOPMENT COMMUNICATION AND STUDIES (CDECS) ON MID-  
DAY MEAL (MDM) FOR THE STATE OF RAJASTHAN FOR THE  
PERIOD OF  
1<sup>st</sup> APRIL, 2012 TO 30<sup>th</sup> SEPTEMBER, 2012**

<b>1. General Information</b>		
<b>S. Number</b>	<b>Information</b>	<b>Details</b>
1.	Period of the report	1 <sup>st</sup> APRIL, 2012 TO 30 <sup>th</sup> SEPTEMBER, 2012
2.	Number of Districts allotted	02
3.	Districts' name	SriGanganagar & Alwar
4.	Month of visit to the Districts / Schools (Information is to be given district-wise i.e. District 1, District 2, etc.)	District-1(SriGanganagar )- 15th August, 2012 to 19 September, 2012 District-2(Alwar)- 15th August, 2012 to 19 September, 2012
5.	Total number of elementary schools (primary and upper primary to be counted separately) in the Districts covered by MI	District-1 SriGanganagar –PS-1154 and UPS-759 District-2 Alwar - PS 1707 and UPS-1247
6.	Number of elementary schools monitored (primary and upper primary to be counted separately) Information is to be given district-wise i.e. District 1, District 2, District 3 etc)	District- SriGanganagar - PS -09; UPS-23, KGBV-02, STCs-06 District- Alwar - PS -16; UPS-18, KGBV-04, STCs-02
7.	<b>Types of schools visited</b>	
a)	Special training centres (STC)	District-1(SriGanganagar)- 06 District-2(Alwar) – 02

c)	Schools in Urban Areas	District-1(SriGanganagar)- 10 District-2(Alwar) - 09
d)	Schools sanctioned with Civil Works	District-1(SriGanganagar)- 06 District-2(Alwar) -06
e)	Schools from NPEGEL Blocks	District-1(SriGanganagar)- 03 District-2(Alwar) -03
f)	Schools having CWSN	District-1(SriGanganagar)- 07 District-2(Alwar) - 05
g)	Schools covered under CAL programme	District-1(SriGanganagar)- 10 District-2 (Alwar) - 06
h)	KGBVs	District-1(SriGanganagar)- 02 District-2 (Alwar) - 04
8.	Number of schools visited by Nodal Officer of the Monitoring Institute	District-1(SriGanganagar)- 14 District-2 (Alwar) – 12
9.	Whether the draft report has been shared with the SPO : YES / NO	Yes
10.	After submission of the draft report to the SPO whether the MI has received any comments from the SPO: YES / NO	Yes
11.	Before sending the reports to the GOI whether the MI has shared the report with SPO: YES / NO	Yes
12.	Details regarding discussion held with State officials	Before taking up the field level study we had discussions with State Officials, namely SPD & Commissioner, Deputy Director (Monitoring). The State team helped us by intimating the district about the monitoring and visit date. They also instructed the district for necessary support as per the GOI letter and requirement.

13.	Selection Criteria for Schools	<p>The selection of sample schools was done as per the TOR of Ministry of HRD. In total, 40 Schools of various categories have been selected.</p> <p>The purposive sampling technique and stratified sampling technique have been used. Thus, through random sampling technique the sample schools have been selected. The district and Block officials were also involved.</p> <p>The Schools visited under MDM were the same which were the sample of SSA. In case of MDM, the schools were the sample schools where MDM was operational.</p>
14.	<b>Items to be attached with the report:</b>	
	A. List of Schools with DISE code visited by MI.	<p>Yes</p> <p>(still some schools do not know their DISE code it is filled at Block level)</p>
	B. Copy of Office order, notification etc. discussed in the report.	Yes
	C. District Summary of the school reports	Yes
	D. Any other relevant documents.	Yes

**Consolidated Report of Mid Day Meal for the districts of  
SriGanganagar & Alwar in Rajasthan for the period of  
1<sup>st</sup> APRIL, 2012 to 30<sup>th</sup> SEPTEMBER, 2012**

<p>District 1: (SriGanganagar)</p>	<p><b>(a) Regularity in serving MDM:</b> Out of 32 sample schools visited by MI for MDM, in all the 32 sample schools (100%) hot cooked meal was served daily. Thus, all the sample schools visited by MI served hot cooked meal daily to children and there was no disruption in serving hot cooked meal daily to school children.</p> <p><b>(b) Regularity in delivering food grains to Schools:</b> Out of 32 schools monitored by MI for MDM, in 30 schools (94%) food grain was available for MDM regularly, whereas in 02 schools (6%) food grain was not available for MDM. Out of 30 schools where regular food grain for MDM was available, food grain stock of one month for MDM was available in 29 schools (97%) and in 01 school (3%) food grain stock for one month for MDM was not available. Out of 32 schools where MDM was monitored by MI, 30 sample schools (100%) where food grains was available regularly for MDM, food grain for MDM was delivered at the school. Out of 32 schools where MDM was monitored by MI, in 06 schools (19%) quality of food grain was very good, in 19 schools (59%) the quality was good, whereas in 07 schools (22%) quality of food grain was average.</p> <p><b>(c) Regularity in delivering cooking cost to Schools:</b> In total, 16 schools (50%) out of 32 schools where MDM was monitored by MI received cooking cost regularly and in 16 schools (50%) cooking cost was not made available regularly. Out of them, in all the 16 schools (100%) cooking cost was not available for more than 30 days.</p> <p><b>(d) Social Equity:</b> In all the 32 schools (100%) monitored by MI for MDM, no discrimination (gender, caste and community) in cooking or serving or seating arrangements has been observed by MI.</p> <p><b>(e) Variety of Menu:</b> There were varieties in the food served for MDM. It includes Chapati &amp; vegetables (seasonal fruit), Dal/vegetable&amp; rice, khichdi, Dal and chapatti, Dal &amp; bati, Chapati and vegetable.</p> <p><b>(f) Quality and Quantity of MDM:</b> In all the 32 sample schools (100%) checked by MI for MDM, the children were satisfied with the quality of meal. In 31 sample schools (97%) checked by MI for MDM, the children were satisfied with the quantity of meal, whereas in 01 school (3%) the children were not satisfied with the quantity of meal.</p>
--	--



	<p><b>(g) Supplementary diets:</b> In 13 schools (41%) children were given micronutrients (Iron, folic acid, vitamin – A dosage) and de-worming medicine in the schools through Medical and Health Department, whereas in 19 schools (59%) children were not given micronutrients (Iron, folic acid, vitamin – A dosage) and de-worming medicine in the schools through Medical and Health Department.</p> <p><b>(h) Status of Cook:</b> In majority of schools adequate number of cooks and helpers were engaged for preparation of MDM. There was fixed honorarium of Rs. 1000 for cook. Thus, cooks were paid the amount for cooking MDM as per the provision.</p> <p><b>(i) Infrastructure for MDM:</b> Out of 32 sample schools checked by MI, pucca kitchen sheds-cum-stores were constructed and were in use in 25 schools (78%). Potable water for drinking and cooking was available in all the 32 sample schools (100%). Similarly, in all the 32 schools (100%) undertaken by MI for MDM have adequate number of utensils for cooking MDM.</p> <p><b>(j) Community Participation:</b> In 29 schools (91%) Community/Panchayats participated in supervision and monitoring of MDM. In case of participation of parents, it was reported in 30 schools (94%)</p> <p><b>(k) Inspection and Supervision:</b> Out of 32 sample schools checked by MI for MDM, only 01 school (3%) had been inspected by State level officials, 07 schools (22%) had been inspected by district level MDM officials; whereas 30 schools (94%) had been inspected by Block level officials.</p> <p><b>(l) Impact:</b> In 14 schools (44%) teachers / headmasters reported that MDM improved the enrollment, whereas in 23 schools (72%) teachers reported that MDM improved attendance of children in schools and in 24 schools (75%) teachers reported that MDM improved general well being (nutritional status) of children.</p>
District 2 :(Alwar)	<p><b>(a) Regularity in serving MDM:</b> Out of 34 sample schools visited by MI for MDM, in all the 34 sample schools (100%) hot cooked meal was served daily. Thus, all the sample schools visited by MI served hot cooked meal daily to children and there was no disruption in serving hot cooked meal daily to school children.</p> <p><b>(b) Regularity in delivering food grains to Schools:</b> Out of 34 schools monitored by MI for MDM, in 25 schools (100%) food grain was available for MDM. In 07 schools</p>

MDM is supplied by agency (Havells) and in the remaining 02 schools MDM was supplied by SHG (Annapurna Sahkari Samiti). Out of 25 schools where food grain was available for MDM, regular supply of food grain for MDM was found in all the 25 sample schools (100%). Out of 25 schools where regular food grain for MDM was available, food grain stock of one month for MDM was available in 24 schools (96%) and in 01 school (4%) food grain stock for one month for MDM was not available. Out of 34 schools where MDM was monitored by MI, in all the 25 sample schools (100%) where MDM was prepared at schools, food grain for MDM was delivered at the school. In the remaining 09 schools MDM was prepared by NGO/SHG. Of the 25 schools where MDM was prepared at schools, in 04 schools (16%) quality of food grain was very good, in 13 schools (52%) the quality was good, whereas in 08 schools (32%) quality of food grain was average.

**(c) Regularity in delivering cooking cost to Schools:** In total, 04 schools (16%) out of 25 schools where MDM was prepared at schools received cooking cost regularly and in 21 schools (84%) cooking cost was not made available regularly. Out of them, in all the 21 schools (100%) cooking cost was not available for more than 30 days.

**(d) Social Equity:** In all the 34 schools (100%) monitored by MI for MDM, no discrimination (gender, caste and community) in cooking or serving or seating arrangements has been observed by MI.

**(e) Variety of Menu:** There were varieties in the food served for MDM. It included Chapatti & vegetables (seasonal fruit), Dal/vegetable& rice, khichdi, Dal and chapatti, Dal& bati, Chapatti and vegetable.

**(f) Quality and Quantity of MDM:** In 33 sample schools (97%) checked by MI for MDM, the children were satisfied with the quality of meal, whereas in 01 school (3%) the children were not satisfied with the quality of meal. In 31 sample schools (91%) checked by MI for MDM, the children were satisfied with the quantity of meal, whereas in 03 schools (9%) the children were not satisfied with the quantity of meal.

**(g) Supplementary diets:** In 18 schools (53%) children were given micronutrients (Iron, folic acid, vitamin – A dosage) and de-worming medicine in the schools through Medical and Health Department, whereas in 16 schools (47%) children were not given micronutrients (Iron, folic acid, vitamin – A dosage) and de-worming medicine in the schools through Medical and Health Department.

**(h) Status of Cook:** In majority of schools adequate

number of cooks and helpers were engaged for preparation of MDM. There was fixed honorarium of Rs 1000 for cook. Thus, cooks were paid the amount for cooking MDM as per the provision.

**(i) Infrastructure for MDM:** Out of 25 sample schools where MDM was prepared at school, pucca kitchen-sheds-cum-stores were constructed and were in use in 17 schools (68%). Potable water for drinking and cooking was available in 31 sample schools (97%). Similarly, all the 25 schools (100%) where MDM was prepared at school had adequate number of utensils for cooking MDM.

**(j) Community Participation:** In 29 schools (85%) Local community /Panchayats participated in supervision and monitoring of MDM. In case of participation of parents, it was reported in 30 schools (88%).

**(k) Inspection and Supervision:** Out of 34 sample schools checked by MI for MDM, only 01 school (3%) had been inspected by state level MDM officials, 07 schools (21%) had been inspected by district level MDM officials; whereas 33 schools (97%) had been inspected by block level officials.

**(l) Impact (perception of teachers/ HM):** In 19 schools (56%) teachers / headmasters reported that MDM improved the enrollment, whereas in 24 schools (71%) teachers reported that MDM improved attendance of children in schools and in 27 schools (79%) teachers reported that MDM improved general well being (nutritional status) of children.

**4<sup>th</sup> HALF YEARLY MONITORING REPORT OF CENTRE FOR DEVELOPMENT COMMUNICATION AND STUDIES (CDECS) ON MDM FOR THE STATE OF RAJASTHAN FOR THE PERIOD OF 1<sup>st</sup> April, 2012 TO 30<sup>th</sup> September, 2012**

**FOR GANGANAGAR DISTRICT**

<b>Name of the Monitoring Institution</b>	CENTRE FOR DEVELOPMENT COMMUNICATION & STUDIES (CDECS)
<b>Period of the report</b>	1 <sup>st</sup> April, 2012 to 30 <sup>th</sup> September, 2012
<b>Name of the District</b>	<b>SriGanganagar</b>
<b>Date of visit to the Districts/EGS/Schools</b>	15 <sup>th</sup> August 2012 to 19 <sup>th</sup> September 2012

**1. REGULARITY IN SERVING MEAL**

**Whether the school is serving hot cooked meal daily? If there was interruption, what was the extent and reasons for the same?**

Out of 32 sample schools visited by MI for MDM, in all the 32 sample schools (100%) hot cooked meal was served daily. Thus, all the sample schools visited by MI served hot cooked meal daily to children and there was no disruption in serving hot cooked meal daily to school children. The same was also reported by the school children.



Table 1: Regularity in serving MDM

	Number	Percentage (%)
Yes	32	100
No	0	0

## 2. TRENDS

Extent of variation (As per school records vis-à-vis Actual on the day of visit)

No.	Details	On the day of visit
i	Enrollment	4082
ii	No. of children attending the school on the day of visit	3191
iii	No. of children availing MDM as per MDM Register	3172
iv	No. of children actually availing MDM on the day of visit	3170
v	No. of children actually availing MDM on the previous day	3196

## 3. REGULARITY IN DELIVERING FOOD GRAINS TO SCHOOL LEVEL

(i) Is school receiving food grain regularly? If there is delay in delivering food grains, what is the extent of delay and reasons for the same?

Out of 32 schools monitored by MI for MDM, in 30 schools (94%) food grain was available for MDM regularly, whereas in 02 schools (6%) food grain was not available for MDM.

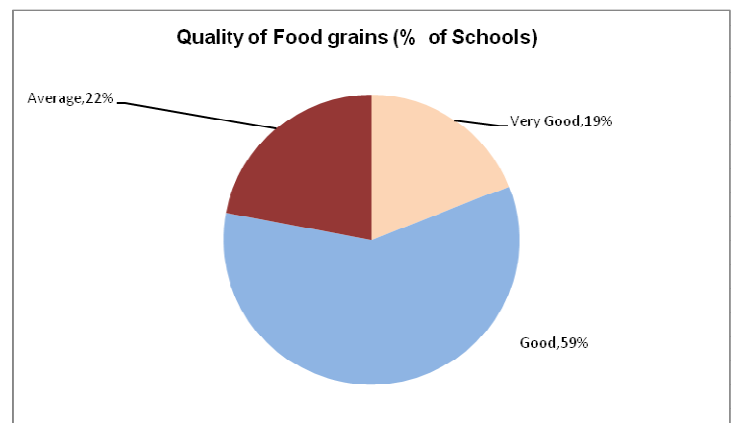
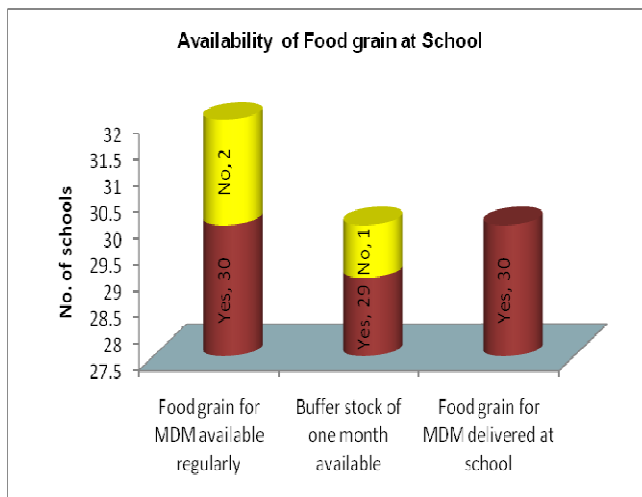


Table 2: Food grain for MDM available regularly in Schools

	Number	Percentage (%)
Yes	30	94
No	02	6

**(ii) Is Buffer stock of one-month's requirement is maintained?**

Out of 30 schools where regular food grain for MDM was available, food grain stock of one month for MDM was available in 29 schools (97%) and in 01 school (3%) food grain stock for one month for MDM was not available.

Table 3: Buffer Stock of one-month's requirement maintained

	Number	Percentage (%)
Yes	29	97
No	01	3

**(iii) Is the food grains delivered at the school?**

Out of 32 schools where MDM was monitored by MI, in 30 sample schools (100%) where food grain was available regularly for MDM, food grain for MDM was delivered at the school.

Table 4: Food grains delivered at Schools

	Number	Percentage (%)
Yes	30	100
No	0	0

#### (iv) Quality of Food grains



Table 5: Quality of Food grains

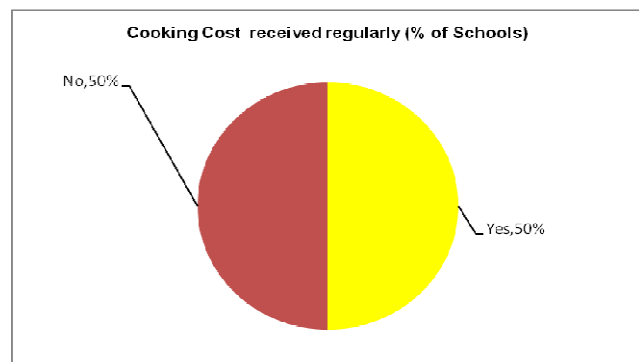
Very good	06	19
Good	19	59
Average	07	22

Out of 32 schools where MDM was monitored by MI, in 06 schools (19%) quality of food grain was very good, in 19 schools (59%) the quality was good, whereas in 07 schools (22%) quality of food grain was average.

#### **4. REGULARITY IN DELIVERING COOKING COST TO SCHOOL LEVEL**

**(i) Is school receiving cooking cost in advance regularly? If there is delay in delivering cooking cost what is the extent of delay and reasons for it?**

In total, 16 schools (50%) out of 32 schools where MDM was monitored by MI received cooking cost regularly and in 16 schools (50%) cooking cost was not made available regularly. Out of them, in all the 16 schools (100%) cooking cost was not available for more than 30 days.



As the cooking cost and food grains are supplied from district, the delay/ disruption in regular receipt of food grains and cooking cost is a district issue rather than a school issue. Hence, the district office has to review the matter and ensure the timely releases.

Table 6: Regularity in delivering Cooking Cost

	Number	Percentage (%)
Yes	16	50
No	16	50

**(ii) In case of delay, how schools manage to ensure that there is no disruption in the feeding programme?**

The Schools and SHG arrange food materials and firewood on hired basis to manage MDM cooking. Sometimes, headmaster/teacher contributes for cooking cost or as per availability of funds in SMC account they use the money for some time for MDM, too.

**(iii) Is cooking cost paid by Cash or through banking channel?**

In all the 25 schools (100%) cooking cost is paid through bank electronic transfers directly into the account of SMC.

**5. SOCIAL EQUITY**

**(i) Did you observe any gender or caste or community discrimination in cooking or serving or seating arrangements?**

In all the 32 schools (100%) monitored by MI for MDM, no discrimination (gender, caste and community) in cooking or serving or seating arrangements has been observed by MI.

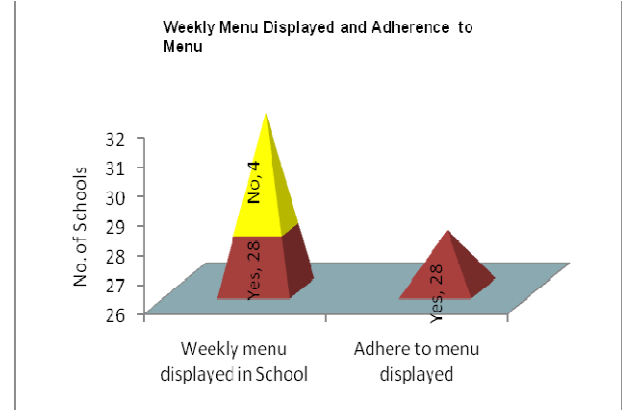
Table 7: Gender/Caste/Community discrimination in Cooking/Serving/ Seating arrangements

	Number	Percentage (%)
Yes	0	0
No	32	100



## 6. VARIETY OF MENU

(i) Has the school displayed its weekly menu, and is it able to adhere to the menu displayed?



In 28 schools (87.5%) out of 32 sample schools checked by MI for MDM displayed their weekly menu, whereas 04 schools (12.5%) did not display MDM menu. Out of the total schools (28), where weekly menu was displayed, all the 28 schools (100%) adhered to the menu displayed.

Table 8: School displayed its weekly Menu

	Number	Percentage (%)
Yes	28	87.5
No	04	12.5

7. (ii) Is there variety in the food served or is the same food served daily?

There was variety in the food served for MDM. This includes Chapatti & Vegetable (seasonal), Dal/vegetable & Rice, Khichdi, Dal and Chapatti, Dal, Chapatti and vegetable. Also, weekly fruits were served under MDM in the schools.

(iii) Does the daily menu include rice / wheat preparation, dal and vegetables?

Daily menu includes rice / wheat preparation (includes plain rice, khichdi, roti, etc.), dal and vegetables.

## 8. QUALITY & QUANTITY OF MEAL

### Feedback from children on

#### a) Quality of meal

In all the 32 sample schools (100%) checked by MI for MDM, the children were satisfied with the quality of meal.

Table 9: Children Satisfied with the quality of meal

	Number	Percentage (%)
Yes	32	100
No	0	0

#### b) Quantity of meal

In 31 sample schools (97%) checked by MI for MDM, the children were satisfied with the quantity of meal, whereas in 01 school (3%) the children were not satisfied with the quantity of meal. The children reported that they got only 2 chapattis maximum.

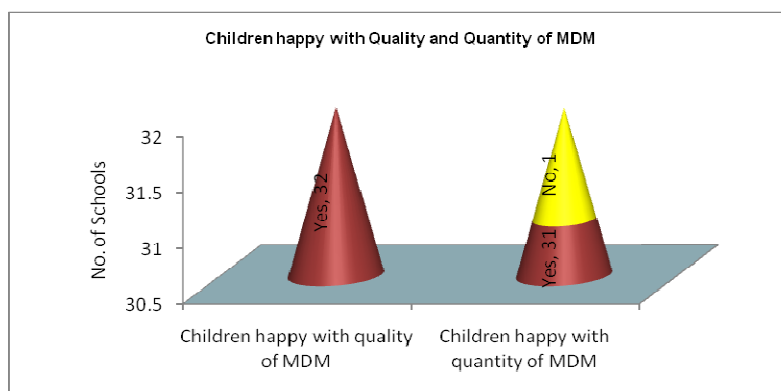


Table 10: Children Satisfied with the quantity of meal

	Number	Percentage (%)
Yes	31	97
No	01	3

**c) If children were not happy Please give reasons and suggestions to improve.**

Since in 100 percent sample school visited by MI, MDM is prepared at school, the quality of cooked MDM was satisfactory. At least children get hot cooked MDM during interval. Regarding quantity of MDM served to children, in some schools children were not satisfied, especially elder children. According to them, number of chapattis served to them was not sufficient and they were refused when asked for extra chapattis. Also, quantity of dal and sabji is not sufficient for them.

**9. SUPPLEMENTARY**

**(i) Whether children are given micronutrients (Iron, folic acid, vitamin – A dosage) and de-worming medicine periodically?**

In 13 schools (41%) children were given micronutrients (Iron, folic acid, vitamin – A dosage) and de-worming medicine in the schools through Medical and Health Department, whereas in 19 schools (59%) children were not given micronutrients (Iron, folic acid, vitamin – A dosage) and de-worming medicine in the schools through Medical and Health Department.

Table11: Children given micronutrients

	Number	Percentage (%)
Yes	13	41
No	19	59

**(ii) Who administers these medicines and at what frequency?**

These medicines were administered by health department. Out of 13 schools where children were given micronutrients, the frequency of these medicines was yearly in all the 13 schools (100%).

**(iii) Is there school Health Card maintained for each child?**

School Health Card for each School child was maintained in 12 schools (37.5%) out of 32 sample schools checked by MI.

**(iv) What is the frequency of health check-up?**

In all the 12 schools (100%) where School Health Card for child was maintained, the frequency of health check-up was yearly.

## **10. STATUS OF COOKS**

### **(i) Who cooks and serves the meal? (Cook/helper appointed by the Department or Self Help Group, or NGO or Contractor)**

Out of 32 sample schools checked by MI for MDM, cooks were employed



by School management in all the 32 sample schools (100%). Regarding serving of MDM in schools, in 24 schools (75%) MDM was served by cook/helper, in 03 schools (9%) MDM was served by teachers and in 05 schools (16%) MDM was served by children.

### **(ii) Is the number of cooks and helpers adequate to meet the requirement of the school?**

Out of 32 sample schools checked by MI for MDM, in all the 32 schools (100%), number of cooks and helpers was adequate to meet the requirement of the school.

### **(iii) What is remuneration paid to cooks/helpers?**

Cooks were paid fixed honorarium of Rs. 1000. Below 50 children one



cook was employed and if the strength of children was more than 50, then two cooks were employed.



**(iv) Are the remuneration paid to cooks/helpers regularly?**

Out of 32 schools where MDM was monitored by MI, in 24 schools (75%) cooks were paid timely, whereas in 08 schools (25%) cooks were not paid timely. An amount of Rs. 1000 was paid to each cook for children up to 50. Up to 100 children there were 2 cooks and 3 cooks when number was more than 100 and up to 200 children.

**(v) Social Composition of cooks /helpers? (SC/ST/OBE/Minority)**

In all the 32 sample schools checked by MI for MDM and where MDM was prepared at schools, women were engaged as cooks. They constitute 56% SC, 22% ST, 22% from OBC category.

**11. INFRASTRUCTURE**

**Is a Pucca kitchen shed-cum-store:**

- (a) Constructed and in use**
- (b) Constructed but not in use under**
- (c) Under construction**
- (d) Sanctioned, but constructed not started**
- (e) Not sanctioned**

- Out of 32 sample schools visited by MI for monitoring MDM, pucca kitchen sheds-cum-stores were constructed and were in use in 25 schools (78%).
- Pucca kitchen sheds-cum-stores were sanctioned but construction had not initiated in 01 school (3%).
- Pucca kitchen sheds-cum-stores were not sanctioned in 06 schools (19%).

**12. In case the pucca kitchen shed is not available, where is the food being cooked and where the food grains /other ingredients are being stored?**

In schools, where pucca kitchen-shed was not available, MDM was cooked either in verandah or in open.



As far as storage of grains was concerned, it was stored in classrooms in 14 schools (44%). In 18 schools (56%) the grains were stored in newly constructed pucca kitchen-shed cum store.

**13. Whether potable water is available for cooking and drinking purpose?**

Potable water for drinking and cooking was available in all the 32 sample schools (100%).

**14. Whether utensils used for cooking food is adequate?**

Similarly, all the 32 schools where MDM is prepared at schools (100%) have adequate number of utensils for cooking MDM.

**15. What is the kind of fuel used?**



In 17 schools (53%) out of 32 sample schools checked by MI for MDM, firewood is used as fuel for preparation of MDM, whereas in 15 schools (47%) LPG gas is used for MDM preparation.

## **16. SAFETY & HYGIENE**

### **(i) General Impression of the environment, Safety and hygiene**

Out of 32 sample schools checked by MI, in 02 schools (6%) MDM safety was reported very good, in 15 schools (47%) it was reported good and in 15 schools (47%) the same was reported average. MDM impact on cleanliness was reported very good in 02 schools (6%), good in 13 schools (41%) and in 17 schools (53%) it was reported average. In 02 schools (6%) MDM impact in maintaining discipline amongst children was found very good, in 12 schools (38%) the same was reported good, in 18 schools (56%) it was reported average.

### **ii. Are children encouraged to wash hands before and after eating?**

In only 17 schools (53%) children were encouraged to wash hands before taking MDM, whereas in 31 schools (97%) children were encouraged to wash hands after taking MDM.

### **i. Do the children take meals in an orderly manner?**



In 31 schools (97%) children take meals in an orderly manner.

### **ii. Conservation of water?**

Out of 32 schools visited by MI for MDM, in 15 schools (47%) children conserve water, while washing dishes.

### **v. Is the cooking process and storage of fuel safe, not posing any fire hazard?**

In majority of schools cooking process and storage of fuels was proper and did not pose any fire hazards. Also, fire extinguisher was available in almost all the schools.

## **17. COMMUNITY PARTICIPATION**

### **(i) Extent of participation by Parents/ SMCs/ Panchayats /Urban bodies in daily supervision, monitoring, participation.**

The extent of participation by Parents/SMCs/Panchayats /in daily supervision, monitoring, was quite satisfactory. In 29 schools (91%) Panchayats/ SMC participated in supervision and monitoring of MDM. In case of participation of parents, it was reported in 30 schools (94%).

### **(ii) Is any roster being maintained of the community members for supervision of the MDM?**

No such roster is being maintained by the community members for supervision of the MDM.

### **(iii) Community members/ parents awareness about quantity of MDM per child**

#### **a. At Primary level**

#### **b. At Upper primary level**

In 20 schools (62.5%) community members/ parents were aware of quantity of MDM per child being given at primary level.

In 15 (47%) schools community members/parents were aware of quantity of MDM per child being given at upper primary level.

### **(iv) General awareness of community members/ parents about the overall implementation of MDM programme**

In 18 schools (56.2%) community members/parents rated the overall implementation of the MDM programme as satisfactory. In 10 schools (31.2%) community members/parents rated the overall implementation of the MDM programme as good. In 04 schools (12.5%) community members/parents rated the overall implementation of the MDM programme as average.

### **(v) Source of awareness about MDM scheme**

	Number	Percentage (%)
Newspaper/Magazines	03	9
Villagers/Friends/Relatives	07	22
Teacher	06	19

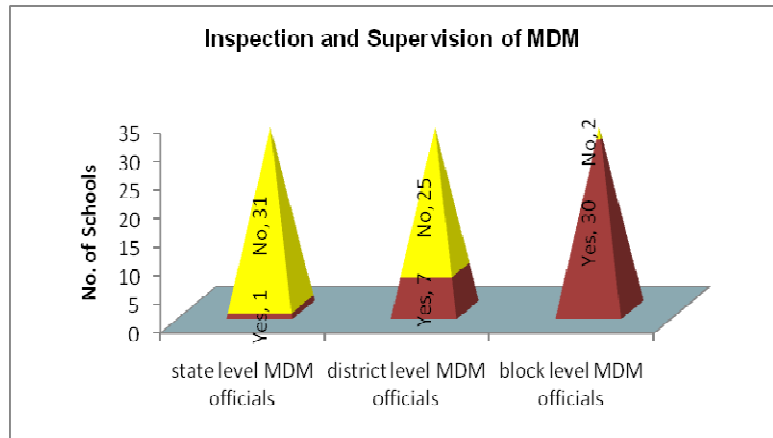


School	31	97
Radio	01	3
Television	01	3
Website	-	-
Any Other	01	3

## 18. INSPECTION & SUPERVISION

**Has the mid day meal programme been inspected by any State/District/Block level officers/officials?**

Out of 32 sample schools checked by MI for MDM, only 01 school (3%) had been inspected by State level MDM officials/ OICs, 07 schools (22%) had been inspected by District level MDM officials; whereas 30 schools (94%) had been

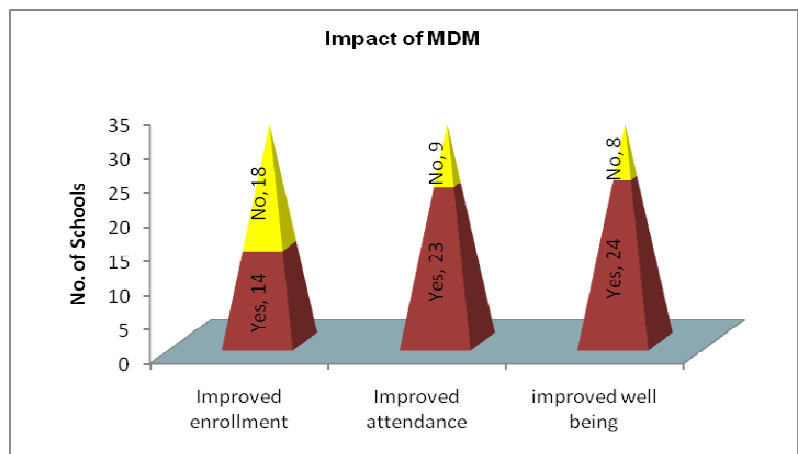


inspected by Block level officials. Thus, monitoring by State and district officials was not a regular phenomenon.

## 19. IMPACT

**Has the mid day meal improved the enrollment, attendance of children in school, general well being (nutritional status) of children? Is there any other incidental benefit due to serving cooked meal in schools?**

In 14 schools (44%) teachers / headmasters



reported that MDM improved the enrollment, whereas in 23 schools (72%) teachers reported that MDM improved attendance of children in schools and in 24 schools (75%) teachers reported that MDM improved general well being (nutritional status) of children (the statements are the perception of teachers/ Headmaster).

**4<sup>th</sup> HALF YEARLY MONITORING REPORT OF CENTRE FOR  
DEVELOPMENT COMMUNICATION AND STUDIES (CDECS) ON MDM FOR  
THE STATE OF RAJASTHAN FOR THE PERIOD OF  
1<sup>st</sup> April, 2012 TO 30<sup>th</sup> September, 2012**

**FOR ALWAR DISTRICT**

<b>Name of the Monitoring Institution</b>	CENTRE FOR DEVELOPMENT COMMUNICATION & STUDIES (CDECS)
<b>Period of the report</b>	1 <sup>st</sup> April, 2012 to 30 <sup>th</sup> September, 2012
<b>Name of the District</b>	<b>Alwar</b>
<b>Date of visit to the Districts/EGS/Schools</b>	15 <sup>th</sup> August, 2012 to 19 <sup>th</sup> September, 2012

**1. REGULARITY IN SERVING MEAL**

**Whether the school is serving hot cooked meal daily? If there was interruption, what was the extent and reasons for the same?**

Out of 34 sample schools visited by MI for MDM, in all the 34 sample schools (100%) hot cooked meal was served daily. Thus, all the sample school visited by MI served hot cooked meal daily to children and



there was no disruption in serving hot cooked meal daily to school children. The same was also reported by the school children.

Table 1: Regularity in serving MDM

	Number	Percentage (%)
Yes	34	100
No	0	0

## 2. TRENDS

Extent of variation (As per school records vis-à-vis Actual on the day of visit)

No.	Details	On the day of visit
i	Enrollment	4502
ii	No. of children attending the school on the day of visit	3105
iii	No. of children availing MDM as per MDM Register	3002
iv	No. of children actually availing MDM on the day of visit	3013
v	No. of children actually availing MDM on the previous day	3219

## 3. REGULARITY IN DELIVERING FOOD GRAINS TO SCHOOL LEVEL

(i) Is school receiving food grain regularly? If there is delay in delivering food grains, what is the extent of delay and reasons for the same?

Out of 34 schools monitored by MI for MDM, in 25 schools (100%) food grain was available for MDM. In 07 schools MDM is supplied by agency (Havells)

and in the remaining 02 schools MDM was supplied by SHG (Annapurna Sahkari Samiti). Out of 25 schools where food grain was available for MDM, regular supply of food grain for MDM was found in all the 25 sample schools (100%).

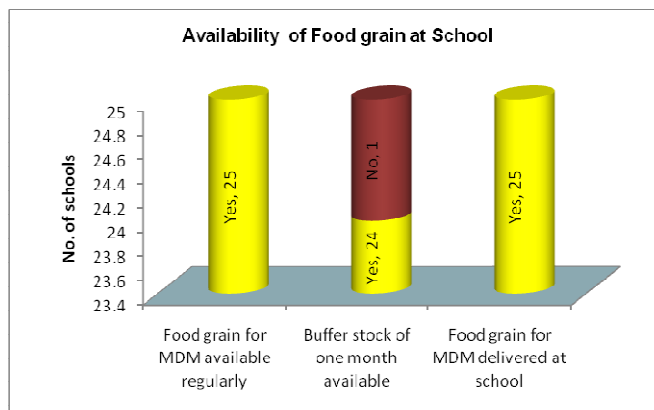


Table 2: Food grain for MDM available in Schools

	Number	Percentage (%)
Yes	25	100
No	0	0

Table 3: Regular Supply of food grain in Schools

	Number	Percentage (%)
Yes	25	100
No	0	0

**(ii) Is Buffer stock of one-month's requirement is maintained?**

Out of 25 schools where regular food grain for MDM was available, food grain stock of one month for MDM was available in 24 schools (96%) and in 01 school (4%) food grain stock for one month for MDM was not available.

Table 4: Buffer Stock of one-month's requirement maintained

	Number	Percentage (%)
Yes	24	96
No	01	4

**(iii) Is the food grains delivered at the school?**

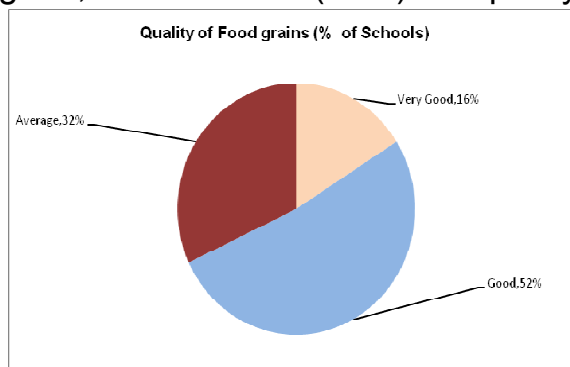

Out of 34 schools where MDM was monitored by MI, in all the 25 sample schools (100%) where MDM was prepared at schools, food grain for MDM was delivered at the school. In the remaining 09 schools MDM was prepared by NGO/SHG.

Table 5: Food grains delivered at Schools

	Number	Percentage (%)
Yes	25	100
No	0	0

**(v) Quality of Food grains**

Out of 25 schools where MDM was prepared at school, in 04 schools (16%) quality of food grain was very good, in 13 schools (52%) the quality



was good, whereas in 08 schools (32%) quality of food grain was average.

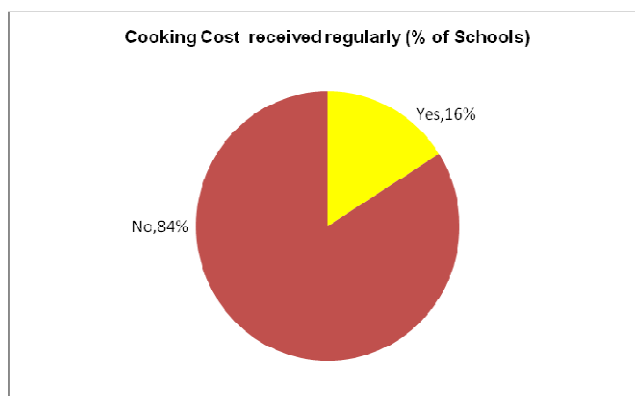
Table 6: Quality of Food grains

Very good	04	16
Good	13	52
Average	08	32

**4. REGULARITY IN DELIVERING COOKING COST TO SCHOOL LEVEL**

**(iii) Is school receiving cooking cost in advance regularly? If there is delay in delivering cooking cost what is the extent of delay and reasons for it?**

In total, 04 schools (16%) out of 25 schools where MDM was prepared at schools received cooking cost regularly and in 21 schools (84%) cooking cost was not made available to them regularly. Out of them, in all the 21 schools (100%) cooking cost was not available for more than 30 days.



As the cooking cost and food grains are supplied from district, the delay/ disruption in regular receipt of food grains and cooking cost is a district issue rather than a school issue. Hence, the district office has to review the matter and ensure the timely releases.

Table 7: Regularity in delivering Cooking Cost

	Number	Percentage (%)
Yes	04	16
No	21	84

**(iv) In case of delay, how schools manage to ensure that there is no disruption in the feeding programme?**

The Schools and SHG arrange food materials and firewood on hired basis to manage MDM cooking. Sometimes, headmaster/teacher contributes for cooking cost or as per availability of funds in SMC account they use the money for some time for MDM, too.

**(iii) Is cooking cost paid by Cash or through banking channel?**

In all the 25 schools (100%) cooking cost is paid through bank electronic transfers directly into the account of SMC.

**5. SOCIAL EQUITY**

**(i) Did you observe any gender or caste or community discrimination in cooking or serving or seating arrangements?**

In all the 34 schools (100%) monitored by MI for MDM, no discrimination (gender, caste and community) in cooking or serving or seating arrangements has been observed by MI.

Table 8: Gender/Caste/Community discrimination in Cooking/Serving/ Seating arrangements

	Number	Percentage (%)
Yes	0	0
No	34	100

## 6. VARIETY OF MENU

(i) Has the school displayed its weekly menu, and is it able to adhere to the menu displayed?

In 28 schools (82%) out of 34 sample schools checked by MI for MDM displayed their weekly menu, whereas 06 schools (18%) did not display MDM menu. Out of the total schools (28), where weekly menu was displayed, all the 28 schools (100%) adhered to the menu displayed.

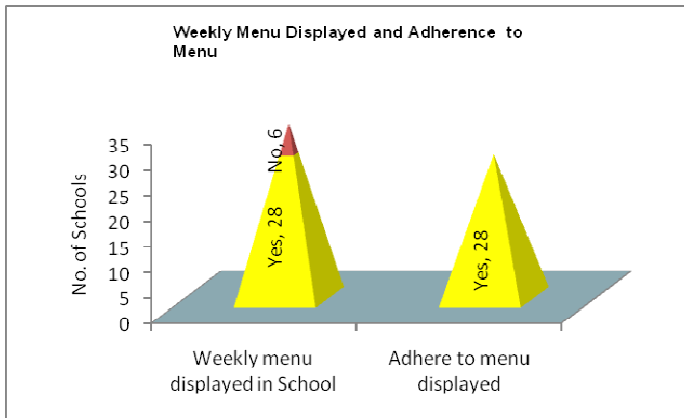


Table 9: School displayed its weekly Menu

	Number	Percentage (%)
Yes	28	82
No	06	18

7. (ii) Is there variety in the food served or is the same food served daily?

There was variety in the food served for MDM. This includes Chapatti & Vegetable (seasonal), Dal/vegetable & Rice, Khichdi, Dal and Chapatti, Dal & Bati, Chapatti and vegetable. Also, weekly fruits were served under MDM in the schools.

(iii) Does the daily menu include rice / wheat preparation, dal and vegetables?

Daily menu includes rice / wheat preparation (includes plain rice, khichdi, roti etc.), dal and vegetables.



## 8. QUALITY & QUANTITY OF MEAL

### Feedback from children on

#### c) Quality of meal

In 33 sample schools (97%) checked by MI for MDM, the children were satisfied with the quality of meal, whereas in 01 school (3%) the children were not satisfied with the quality of meal.

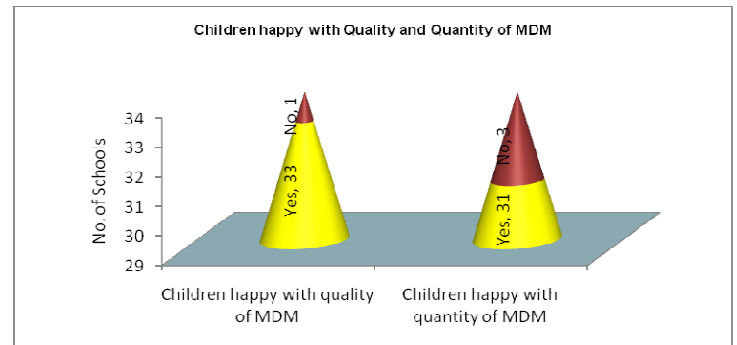


Table 10: Children Satisfied with the quality of meal

	Number	Percentage (%)
Yes	33	97
No	01	3

#### d) Quantity of meal

In 31 sample schools (91%) checked by MI for MDM, the children were satisfied with the quantity of meal, whereas in 03 schools (9%) the children were not satisfied with the quantity of meal. The children reported that they got maximum 2 chapattis.

Table 11: Children Satisfied with the quantity of meal

	Number	Percentage (%)
Yes	31	91
No	03	9

**c) If children were not happy Please give reasons and suggestions to improve.**

Quality of MDM was satisfactory in majority of sample schools visited by MI. At least children got hot cooked MDM during interval. However, in a few schools children complained about quality of dal, vegetable, khichdi and Chapattis. Regarding quantity of MDM served to children, in some schools children were not satisfied, especially elder children. According to them, number of chapattis served to them was not sufficient for elder children. Also, quantity of dal, vegetable and khichdi was not sufficient for elder children.

**9. SUPPLEMENTARY**

**(ii) Whether children are given micronutrients (Iron, folic acid, vitamin – A dosage) and de-worming medicine periodically?**

In 18 schools (53%) children were given micronutrients (Iron, folic acid, vitamin – A dosage) and de-worming medicine in the schools through Medical and Health Department, whereas in 16 schools (47%) children were not given micronutrients (Iron, folic acid, vitamin – A dosage) and de-worming medicine in the schools through Medical and Health Department.

Table: Children given micronutrients

	Number	Percentage (%)
Yes	18	53
No	16	47

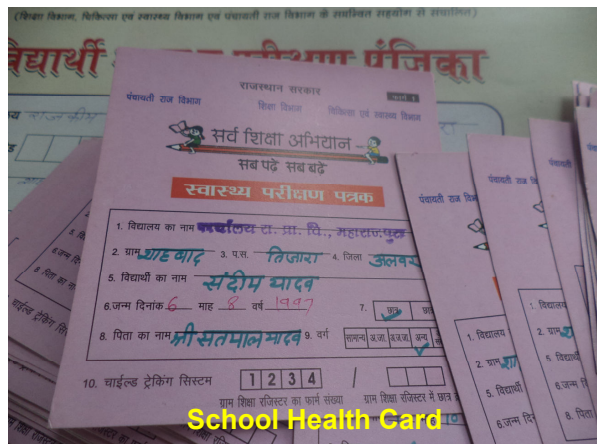
**(ii) Who administers these medicines and at what frequency?**

These medicines were administered by health department. Out of 18 schools where children were given micronutrients, the frequency of these medicines was yearly in all the 18 schools (100%).

**(iii) Is there school Health Card maintained for each child?**

School Health Card for each School child was maintained in 11 schools (32%) out of 34 sample schools checked by MI.

**(iv) What is the frequency of health check-up?**



In all the 11 schools (100%) where School Health Card for child was maintained, the frequency of health check-up was yearly.

## **10. STATUS OF COOKS**

**(ii) Who cooks and serves the meal? (Cook/helper appointed by the Department or Self Help Group, or NGO or Contractor)**

Out of 34 sample schools checked by MI for MDM, cooks were employed by School Management in 25 schools (73.5%), in 02 schools (6%) MDM was supplied by SHG (Annapurna Sahkari Samiti) and in 07 schools (20.5%) MDM was supplied by an agency (Havells). Regarding serving of MDM in schools, in 26 schools (76.5%) MDM was served by cook/helper, in 01 school (3%) MDM was served by teachers and in 07 schools (20.5%) MDM was served by children.



**(ii) Is the number of cooks and helpers adequate to meet the requirement of the school?**

Out of 34 sample schools checked by MI for MDM, in 25 schools (100%) where MDM was prepared at schools, number of cooks and helpers was adequate to meet the requirement of the school.

**(iii) What is remuneration paid to cooks/helpers?**

Cooks were paid fixed honorarium of Rs. 1000. Below 50 children one cook was employed and if the strength of children was more than 50, then two cooks were employed.

**(iv) Are the remuneration paid to cooks/helpers regularly?**

Out of 25 schools where MDM was prepared at school, in 10 schools (40%) cooks were paid timely, whereas in 15 schools (60%) cooks were not paid timely. An amount of Rs. 1000 was paid to each cook for children up to 50. Up to 100 children there were 2 cooks and 3 cooks when number was more than 100 and up to 200 children.

**(v) Social Composition of cooks /helpers? (SC/ST/OBE/Minority)**

In all the 25 sample schools checked by MI for MDM and where MDM was prepared at schools, women were engaged as cooks. They constitute 44% SC, 4% ST, 48% OBC and 3% belong to general category.

**11. INFRASTRUCTURE**

**Is a Pucca kitchen shed-cum-store:**

- (f) Constructed and in use**
- (g) Constructed but not in use under**
- (h) Under construction**
- (i) Sanctioned, but constructed not started**
- (j) Not sanctioned**

- Out of 25 sample schools where MDM was prepared at school, pucca kitchen-sheds-cum-stores were constructed and were in use in 17 schools (68%).
- Pucca kitchen sheds-cum-stores had been constructed but it was not in use in 01 school (4%).
- Pucca kitchen-sheds-cum-stores were not sanctioned in 07 schools (28%).

**12. In case the pucca kitchen shed is not available, where is the food being cooked and where the food grains /other ingredients are being stored?**

In schools, where pucca kitchen-shed was not available, MDM was cooked either in verandah or in open.

As far as storage of grains was concerned, it was stored in classrooms in 14 schools (56%). In 11 schools (44%) the grains were stored in newly constructed pucca kitchen-shed cum store. In the remaining 09 schools MDM was prepared by SHG/ Agency.

**13. Whether potable water is available for cooking and drinking purpose?**

Potable water for drinking and cooking was available in 31 sample schools (91%), whereas in 03 schools (9%) water for drinking and cooking was not available.

**14. Whether utensils used for cooking food is adequate?**

Similarly, all the 25 schools where MDM was prepared at schools (100%) had adequate number of utensils for cooking MDM.

**15. What is the kind of fuel used?**



Firewood used for MDM





In 24 schools (96%) out of 25 sample schools checked by MI for MDM and where MDM was prepared at schools, firewood was used as fuel for preparation of MDM, whereas in 01 school (4%) LPG gas was used for MDM preparation.

## **16. SAFETY & HYGIENE**

### **(i) General Impression of the environment, Safety and hygiene**

Out of 34 sample schools checked by MI, in 1 school (2.9%) MDM impact on safety was found very good, in 19 schools (55.8%) it was reported good, in 13 schools (38.2%) the same was reported average and in 01 school (2.9%) it was reported poor. MDM impact on cleanliness was reported good in 17 schools (50%), in 15 schools (44%) it was reported average and in 02 schools (6%) it was reported poor. In 01 school (2.9%) MDM impact in maintaining discipline amongst children was found very good, in 10 schools (29.4%) the same was reported good, in 22 schools (65%) it was reported average and in 01 school (2.9%) the same was reported poor.

### **ii. Are children encouraged to wash hands before and after eating?**



In only 07 schools (21%) children were encouraged to wash hands before a taking MDM, whereas in 29 schools (85%) children were encouraged to wash hands after taking MDM.

### **iii. Do the children take meals in an orderly manner?**



In 29 schools (85%) children take meals in an orderly manner.

#### **iv. Conservation of water?**

Out of 34 schools visited by MI for MDM, in 09 schools (26.5%) children conserve water, while washing dishes.

#### **v. Is the cooking process and storage of fuel safe, not posing any fire hazard?**

In majority of schools cooking process and storage of fuels was proper and did not pose any fire hazards. Also, fire extinguisher was available in almost all the schools.

### **17. COMMUNITY PARTICIPATION**

#### **(i) Extent of participation by Parents/ SMCs/ Panchayats /Urban bodies in daily supervision, monitoring, participation.**

The extent of participation by Parents/SMCs/Panchayats /in daily supervision, monitoring, was quite satisfactory. In 29 schools (85%) Panchayats/ SMCs participated in supervision and monitoring of MDM. In case of participation of parents, it was reported in 30 schools (88%).

#### **(iii) Is any roster being maintained of the community members for supervision of the MDM?**

No such roster is being maintained by the community members for supervision of the MDM.

#### **(iii) Community members/ parents awareness about quantity of MDM per child**

##### **a. At Primary level**

##### **b. At Upper primary level**

In 22 schools (65%) community members/ parents were aware of quantity of MDM per child being given at primary level.

In 14 (41%) schools community members/parents were aware of quantity of MDM per child being given at upper primary level.

**(iv) General awareness of community members/ parents about the overall implementation of MDM programme**

In 30 schools (88%) community members/parents rated the overall implementation of the MDM programme as satisfactory. In 04 schools (12%) community members/parents rated the overall implementation of the MDM programme as good.

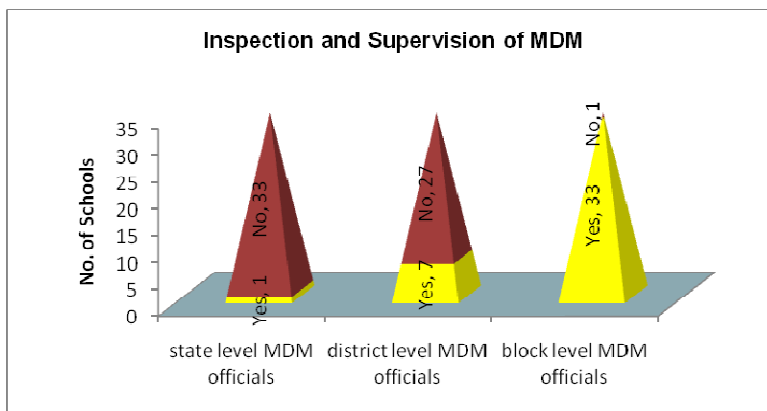
**(v) Source of awareness about MDM scheme**

	Number	Percentage (%)
Newspaper/Magazines	01	3
Villagers/Friends/Relatives	06	18
Teacher	10	29
School	32	94
Radio	01	3
Television	01	3
Website	-	-
Any Other	-	-

**18. INSPECTION & SUPERVISION**

**Has the mid day meal programme been inspected by any state/district/block level officers/officials?**

Out of 34 sample schools checked by MI for MDM, only 01 school (3%) had been inspected by State level MDM officials/OICs, 07 schools (21%) had been inspected by District level MDM officials; whereas 33 schools (97%) had been inspected by Block level officials. Thus, monitoring by State and district officials was not a regular phenomenon.

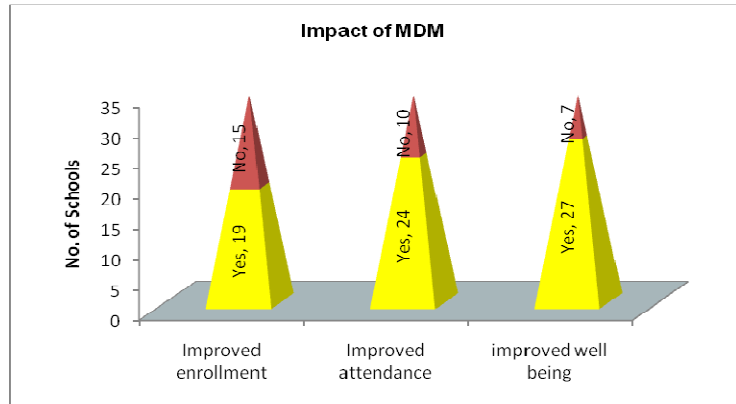




## 19. IMPACT

Has the mid day meal improved the enrollment, attendance of children in school, general well being (nutritional status) of children? Is there any other incidental benefit due to serving cooked meal in schools?

In 19 schools (56%) teachers / headmasters reported that MDM improved the enrollment, whereas in 24 schools (71%) teachers reported that MDM improved attendance of children in schools and in 27 schools (79%) teachers reported that MDM improved general well being (nutritional status) of children (School teachers/ Headmaster perceptions).



## LIST OF ABBREVIATIONS

AIE	-	Alternative and Innovative Education
ACRs	-	Additional Classrooms
APC	-	Assistant Project Coordinator
BRC	-	Block Resource Centre
BRCF	-	Block Resource Centre Facilitator
CRC	-	Cluster Resource Centre
CWSN	-	Children with Special Need
CDECS	-	Centre for Development Communication & Studies
DEO	-	District Education Officer
DIET	-	District Institute of Education and Training
DPO	-	District Project Office
EGS	-	Education Guarantee Scheme
ECCE	-	Early Childhood Care and Education
GOR	-	Government of Rajasthan
JE	-	Junior Engineer
KGBV	-	Kasturba Gandhi Balika Vidyalaya
LEHAR	-	Learning Enhancement Activities in Rajasthan
MDMS	-	Mid Day Meal Scheme
MI	-	Monitoring Institute
NGOs	-	Non Government Organizations
NPEGEL		National Programme For Education of Girls at Elementary Level
OBCs	-	Other Backward Castes
PHED	-	Public Health Engineering Department
PRIs	-	Panchayat Raj Institutions
RTE	-	Right To Education
SCs	-	Scheduled Castes
SPO	-	State Project Office
SMC	-	School Management Committee
SSA	-	Sarva Shiksha Abhiyan
STs	-	Scheduled Tribes
STCs	-	Special Training Centres
SFG	-	School Facility Grant
SCERT	-	State Council For Educational Research and Training
TLM	-	Teaching Learning Material

List of Schools - District Ganganagar									
Sl.No.	School Name	Category of school	Sample Schools						
			urban areas	Special training centres	Civil works sanctioned	NPEGEL Schools	Minimum of 3 CWSN	CALP	KGBV
1	Govt. UPS No. 13	UPS						1	
2	Govt. UPS 10Z	UPS			1				1
3	Govt. Middle School Girls F Block	UPS	1						
4	Govt. Middle School 2E Choti	UPS	1						1
5	Govt. Girls UPS Sadhuwali			1					
6	Govt. UPS No. 6 Purani Abadi	UPS	1						1
7	Govt. UPS No. 6 Sugar Mill	UPS	1						
8	Govt. UPS No. 8	UPS	1						1
9	Govt. PS Banwali	PS	1						
10	Govt. Girls UPS Banwali	UPS	1		1		1		
11	Govt. UPS No.4	UPS	1						
12	Govt. UPS No.2	UPS	1						
13	Govt. UPS 1 PPM	UPS			1		1		
14	Govt. UPS 1 KSR	UPS					1		
15	Govt. UPS 28 PBN	UPS						1	
16	Govt. UPS 22 LGW	UPS				1		1	
17	Govt. PS Dhaba Jhalar	PS							
18	Govt. PS Upnivesan Colony	PS							
19	KGBV Amarpura Jatan								1
20	Govt. PS 2 T (Jodhawala)	PS						1	
21	Govt. UPS 7 O Colony	UPS							
22	Govt. UPS 16-17 H Ghanjatiya	UPS						1	
23	Govt. Girls UPS Srikanpur			1					
24	Govt. UPS Karanpur	UPS	1					1	
25	Govt. PS 5 K.K	PS					1		
26	Govt. PS Ratewala	PS							
27	Govt. PS 10 BB	PS							
28	Govt. UPS 13 M.L	UPS			1		1		
29	Govt. UPS Sanskrit Ward No. 8	UPS			1				
30	Govt. UPS 43 F Monda	UPS					1		
31	Govt. UPS 2 K.K	UPS			1				
32	Govt. UPS 6 A.P.M			1					
33	Govt. UPS 89 GB			1					
34	Govt. PS 26 A			1					
35	Govt. UPS 68/2 GB			1					
36	Govt. UPS Salempura	UPS				1		1	
37	Govt. UPS 12 SJM	UPS				1			
38	KGBV 3 STR Nai Mandhi								1
39	Govt. PS 5 L.N.P	PS							
40	Govt. PS Chak Maharajka	PS							
			10	6	6	3	7	10	2

List of Schools - District Alwar									
Sl.No.	School Name	Category of school	Sample Schools						
			urban areas	Special training centres	Civil works sanctioned	NPEGEL Schools	of 3 CWSN	CALP	KGBV
1	Govt. UPS Alamdika	UPS				1		1	
2	Govt. UPS AnandNagar	UPS	1						
3	Govt. PS Khirgachi	PS	1						
4	KGBV B. K Nagar								1
5	Govt. PS Kasba Kharital	PS	1						
6	Lords International School Chikani			1					
7	Govt. PS BharuSagar	PS							
8	Govt. Girls UPS No. 2 Rajgarh	UPS	1						
9	KGBV Rajpurabada								1
10	Govt. PS Vidhota	PS							
11	Govt. UPS Dabla Meena	UPS					1		
12	Govt. Girls UPS Bighota	UPS				1			
13	Govt. UPS Kandoli	UPS			1				
14	Govt. Sahmat Nagar	PS							
15	Govt. PS Tapukara	PS	1						
16	Govt. PS Bibipur	PS							
17	Govt. PS Maharajpura	PS							
18	Govt. UPS Shapura	UPS			1				
19	Govt. UPS Bala Dahra	UPS						1	
20	Govt. UPS Mangal bas	UPS			1				
21	Govt. PS Gavariya Basti	PS	1						
22	KGBV Umrain								1
23	Govt. PS Girls Umrain	PS							
24	Govt. PS Sikari Bas	PS							
25	Govt. PS Kankroli	PS							
26	Govt. UPS Jugravar	UPS			1				
27	Govt. PS Teej Ki Road	PS	1						
28	Govt. PS Kushalbag	PS							
29	Govt. UPS Kathumar	UPS					1		
30	Govt. UPS Feelkhana No.1	UPS	1				1	1	
31	Govt. Adharshila			1					
32	Govt. UPS Nadka	UPS			1				
33	Govt. UPS Ramgarh	UPS					1	1	
34	Govt. UPS Jhareda	UPS			1			1	
35	Govt. UPS Kamalpur	UPS							
36	KGBV Chandigarh								1
37	Govt. UPS Gugrod	UPS				1			
38	Govt. UPS Girls Baroda Kan	UPS					1	1	
39	Govt. PS No. 1 Rajgarh Town	PS	1						
40	Govt. PS Titpuri	PS							
			<b>9</b>	<b>2</b>	<b>6</b>	<b>3</b>	<b>5</b>	<b>6</b>	<b>4</b>

## List of Schools showing gaps in data Sri Ganganagar

### I. Irregularity in delivering Cooking cost of school

S.No.	List of schools	Block
1	Govt. UPS No. 6 Purani Abadi	Sriganganagar
2	Govt. UPS No. 8	Sriganganagar
3	Govt. PS Banwali	Sadhulshshar
4	Govt. Girls UPS Banwali	Sadhulshshar
5	Govt. UPS 1 PPM	Suratgarh
6	Govt. UPS 28 PBN	Suratgarh
7	Govt. UPS 22 LGW	Suratgarh
8	Govt. PS Upnivesan Colony	Suratgarh
9	Govt. PS 2 T (Jodhawala)	SriKaranpur
10	Govt. UPS 16-17 H Ghanjatiya	SriKaranpur
11	Govt. PS Ratewala	Padampur
12	Govt. UPS 2 K.K	Padampur
13	Govt. UPS 12 SJM	Anupgarh
14	Govt. PS 5 L.N.P	Sadhulshshar
15	Govt. PS Chak Maharajka	Sadhulshshar

### II. Non-satisfaction with quantity of MDM

S.No.	List of schools	Block
1	Govt. UPS 12 SJM	Anupgarh

## List of Schools showing gaps in data Alwar

### III. Irregularity in delivering Cooking cost of school

S.No.	List of schools	Block
1.	Govt. UPS Alamdika	Kishangarh
2.	Govt. PS Khirgachi	Kishangarh
3.	Govt. PS Kasba Kharital	Kishangarh
4.	Govt. PS BharuSagar	Rajgarh
5.	Govt. Girls UPS No. 2 Rajgarh	Rajgarh
6.	Govt. PS Vidhota	Rajgarh
7.	Govt. UPS Kandoli	Rajgarh
8.	Govt. Sahmat Nagar	Tizara
9.	Govt. PS Tapukara	Tizara
10.	Govt. PS Bibipur	Tizara
11.	Govt. UPS Shapura	Tizara
12.	Govt. UPS Bala Dahra	Umrain
13.	Govt. UPS Mangal bas	Umrain
14.	Govt. PS Gavariya Basti	Tizara
15.	Govt. PS Kankroli	Alwar
16.	Govt. PS Teej Ki Road	Umrain
17.	Govt. PS Kushalbag	Umrain
18.	Govt. UPS Kathumar	Kathumar
19.	Govt. UPS Girls Baroda Kan	Kathumar
20.	Govt. PS No. 1 Rajgarh Town	Rajgarh
21.	Govt. PS Titpuri	Kathumar

### IV. Non-satisfaction with quality of MDM

S.No.	List of schools	Block
1	Govt. UPS Gugrod	Ramgarh

### V. Non-satisfaction with quantity of MDM

S.No.	List of schools	Block
1	Govt. UPS Kandoli	Rajgarh
2	Govt. Sahmat Nagar	Tizara
3	Govt. PS Kushalbag	Umrain

Request-MDM

राजस्थान सरकार  
आयुक्तालय  
राष्ट्रीय पोषाहार सहायता कार्यक्रम  
(Mid Day Meal Scheme)



F4(226)RD/MDM/Evel./2009-10/ 733

Jaipur, Dated:- 29-11-2012

DR. Upendra K. Singh  
Nodal Officer,  
CDECS,  
Jaipur.

Sub.: Draft Report of 4<sup>th</sup> Half Yearly Monitoring of allotted 02 districts (SriGanganagar & Alwar) under MDM by Ministry of Human Resource Development, Department of School Education & Literacy, GOI.

Ref. : Your letter CDECS/MHRD (SSA-MI)/766/2012 Dated 15.10.2012

Dear Sir,

With reference to your above cited letter, in which you demanded comments and suggestions on Draft Report. The draft Report evaluated on our hand & found sufficient. You may go ahead for finalizing the report.

Regards

  
(Devki Nandan Sharma)

Dy. Commissioner

पता :- नवजीवन कॉम्प्लेक्स, भवानी सिंह मार्ग, सी-स्कीम, जयपुर-302001, सम्पर्क : 0141 - 2221694, 2221960 (टेली / फ़ैक्स),  
ई-मेल rajmdm@rediffmail.com/mdm-rj@nic.in  
D:\SKHAN OFFICE\Letters\Letter Head Dy Comm.doc

- 23 -